



WEB TUTORIALS

AVTRIP Promotions




Create / Edit / View

THE AVFUEL HUB




Home Transactions ▾ Lookup ▾ Customer Profiles ▾ Products and Pricing ▾ AVTRIP Promotions ▾ Merchant Account ▾ Help

Selected Account: 2985 - Merchant Training Account

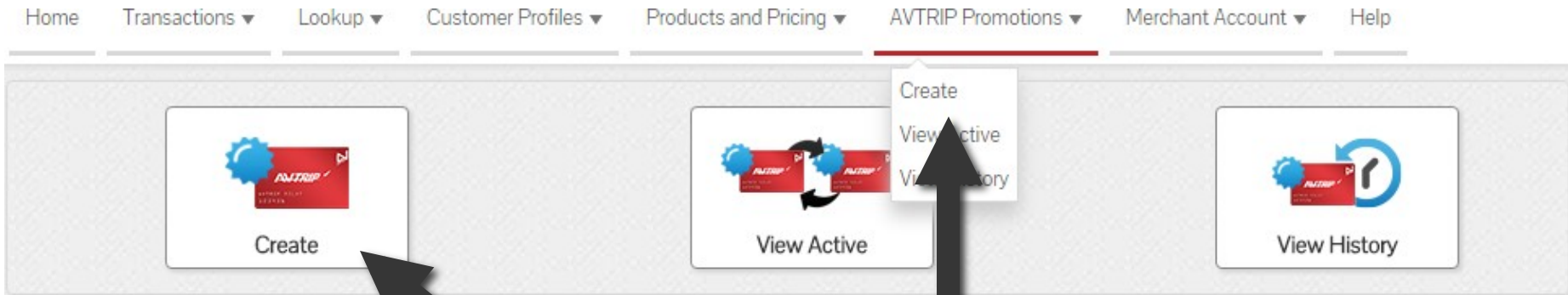


quickLINKS



To begin, select "AVTRIP Promotions" from the top navigation bar or the main menu button options.

Select “Create”



To create a new AVTRIP Promotion, select “Create” from the “AVTRIP Promotions” menu item in the top navigation bar or the “AVTRIP Promotions” menu button options.

Enter Promotion Details



* Code

* Name

* Type

Product

Points

Expiration Date

Create Promotion

Enter a 3-character code of your choosing to identify the promotion as well as the name of the promotion.

Note

The 3-character code is to identify the promotion and can be any combination of 3 numbers and/or letters. However, the same code cannot be used more than once.

Enter Promotion Details



* Code

* Name

* Type

Product

Points

Expiration Date

Select "Per Unit" to award points based on individual products (3 pts per gallon of Jet A) or select "Fixed Amount" to award a specific amount (750 points per occurrence).

Note If "Per Unit" is selected, a product must also be entered.

Enter Promotion Details



* Code

* Name

* Type

* Product

Points per unit

Expiration Date

Select "Product" to award points to that particular product.

Create Promotion

Note If "Per Unit" is selected, a product must also be entered.

Enter Promotional Details



* Code

* Name

* Type

* Product

Points per unit

Expiration Date

The Points and Expiration Date are optional. If no points are entered, you will be prompted to provide points at the time of the transaction. If no Expiration Date is supplied, the Promotion will be active until you manually delete it.

Enter Promotional Details



* Code

* Name

* Type

* Product

Points per unit

Expiration Date

Create Promotion

Once all data has been entered correctly, select "Create Promotion".

Promotion Created



Home Transactions ▾ Lookup ▾ Customer Profiles ▾ Products and Pricing ▾ AVTRIP Promotions ▾

- Create
- Select
- View Active
- View History

✓ Insert Successful

Create AVTRIP Promotion

* Code

* Name

Product

Points

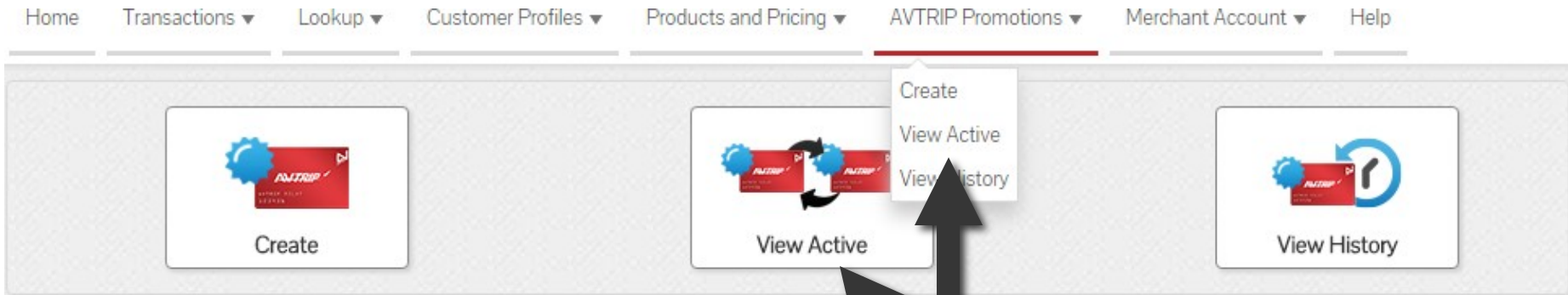
Expiration Date

Create Promotion

Confirmation that the promotion was created will appear here.

The new promotion can be viewed by selecting "View Active".

View Active



To view all active AVTRIP Promotions, select “View Active” from the top navigation bar or the main menu button options.

Active AVTRIP Promotions



Active AVTRIP Promotions

Your default fuel points per gallon is 2.0

Owner	Code	Name	Type	Awarded On	Expiration Date	Points		
FBO	190	Test	Fixed Amount			100	Edit	Delete
FBO	IAH	Test	Per Unit	Avgas 100LL	01/31/2016	5	Edit	Delete
FBO	IHA	Fuel Special	Fixed Amount		01/26/2016	750	Edit	Delete

All active AVTRIP Promotions are listed. To delete a current promotion, select "Delete".

Edit Active AVTRIP Promotion



Active AVTRIP Promotions

Your default fuel points per gallon is 2.0

Owner	Code	Name	Type	Awarded On	Expiration Date	Points		
FBO	190	Test	Fixed Amount			100	Edit	Delete
FBO	IAH	Test	Per Unit	Avgas 100LL	01/31/2016	5	Edit	Delete
FBO	IHA	Fuel Special	Fixed Amount		01/26/2016	750	Edit	Delete

To extend the expiration date on a current promotion, select "Edit".

Note

Only the expiration date can be changed on an active promotion. To change additional information, the promotion must be deleted and then re-entered.

Edit Active AVTRIP Promotion



Update AVTRIP Promotion

* Code

* Name

* Type

Product

Points

per unit

Expiration Date



The expiration date can be updated by selecting the calendar or by typing the date in the field – MM/DD/YYYY.

Cancel

Update

Edit Active AVTRIP Promotion



Update AVTRIP Promotion

* Code

* Name

* Type

Product

Points per unit

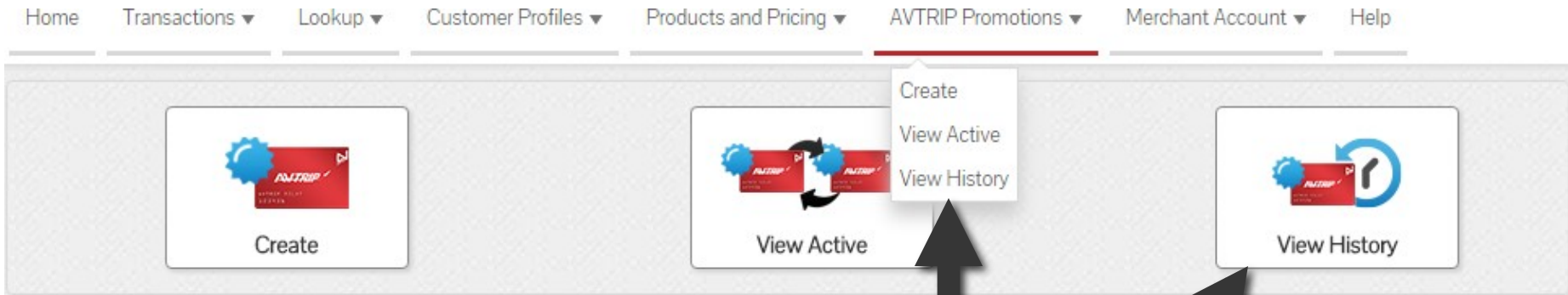
Expiration Date 

Cancel

Update

Once the changes have been made, select "Update." Select "Cancel" to void any changes.

View History



To view past AVTRIP Promotions, select “View History” from the top navigation bar or the “AVTRIP Promotions” menu button options.

Search Options



Search AVTRIP Promotions

Code

Name

Type -- Select One - ▼

Product -- Select One -- ▼

Expiration Date Start

Expiration Date End



Search

Search AVTRIP Promotions by:

- Code
- Name
- Type
- Product
- Expiration Date

Enter parameters and select Search.

Edit Active AVTRIP Promotion



Search AVTRIP Promotions



Code <input type="text"/>	Name <input type="text"/>	Type <input type="text" value="Fixed Amount"/>
Product <input type="text" value="-- Select One --"/>	Expiration Date Start <input type="text"/>	Expiration Date End <input type="text"/>

To view the details or to reactivate a past promotion by extending the expiration date, select "Edit".

Search

AVTRIP Promotions History

Code	Name	Type	Awarded On	Expiration Date	Points	
009	Air Show	Fixed Amount	Jet A Fuel	09/21/2014		Edit
012	OCTOBER1	Fixed Amount	Jet A Fuel	10/31/2014	150	Edit
020	Thanksgiving Week	Fixed Amount	Avgas 100LL	11/30/2014	20	Edit
027	Jan Special	Fixed Amount		03/31/2013	250	Edit
036	Fuel Special	Fixed Amount			700	Edit
037	Winter	Fixed Amount			250	Edit
040	Holiday Special	Fixed Amount	Jet A Fuel	12/31/2014	500	Edit
052	Fuel Special	Fixed Amount			250	Edit
078	Purple plane	Fixed Amount			100	Edit

Edit Past AVTRIP Promotion



* Code

* Name

* Type

Product

Points per unit

Expiration Date

The expiration date can be extended by selecting the calendar or by typing the date in the field – MM/DD/YYYY.



Edit Past AVTRIP Promotion



* Code

* Name

* Type

Product

Points per unit

Expiration Date

Once the changes have been made, select "Update." Select "Cancel" to void any changes. Once updated, the promotion can now be viewed in "View Active".